

DeepClean - Standard Grilles

Wall Mounted - Flat Top

Summary:

Manufacture:

- 1.5mm Zintec steel
- 10mm Radius edges / bullnose corners
- Patented full height front access door with hinge (Pat. No. 2 410 544)
- 5.5mm Punched grille
- Cut-outs programmed into manufacture
- Base Plate to underside of cover

Emitter:

- Compact steel panel radiators. EN 442 tested and certified
- Operating pressure 10 bar -(tested to 13 bar/188PSI)

Sizes

- Single casing length 600mm to 2000mm
- Single casing height 550mm to 1150mm
- Lengths over 2000mm can be achieved but will be modular design so some assembly required on site
- Bespoke solutions available

Valve options available:

- Internal TRV kit 9210-13
- External TRV kit 9330-41
- Remote sensing TRV kit 7463-41
- Anti-Ligature TRV kit 19352-41
- Rotarad rotating valve kit:
- RR04 Single Fin / RR05 Half Fin / RR06 Double Fin (not suitable for Triple Fin radiators))
- Alternative valve patterns and sizes are available upon request

Finish:

- Polyester powder coated RAL 9003 as standard. Other colour finishes available Patented BioCote® anti-microbial agent as standard

Fixings:

- All fixings internal
- 6mm Allen key door locks as standard
- Other options available

Technical Information & Specifications

Standard delivery

- Standard delivery comprises radiator guard of choice, corresponding Compact emitter (Single Fin, Half Fin, Double Fin and Triple Fin as specified) and the option of a 90 degree Herz ½" valve kit (suitable for 15mm copper to copper connection on a two-pipe system)
- An optional Rotarad rotary valve is available (not suitable for Triple Fin radiators)
- Split delivery* to reduce the risk of radiator casings becoming damaged or lost on site, Contour offer split deliveries as standard on all LST radiators. Radiators and valves are delivered first then once the heating system is installed, tested and commissioned, casings are delivered. This virtually eliminates storage problems and the risk of on-site damage.

*Additional carriage charges will apply for multiple phases

Optional Extras

- Magnelis for wet rooms
- Different guages of material available
- Strengthening struts
- Door cables

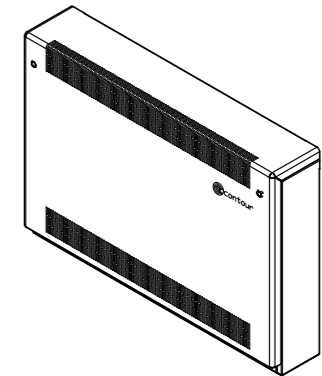

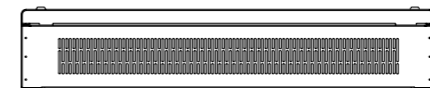
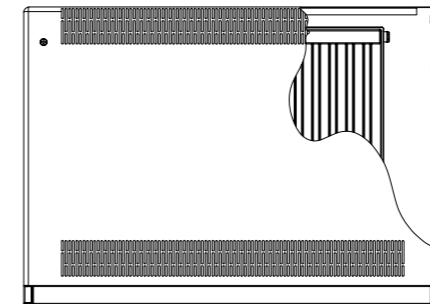
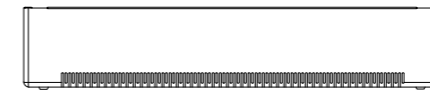
Heat outputs to BS EN 442 Certification.

Outputs based on a mean radiator water temperature of 70°C and a room temperature of 20°C - Delta T 50°C

To achieve Delta T60 increase T50 figure by 20.5%

To calculate alternative Delta T requirements please refer to page 103

To convert BTU to Watts multiply by 0.293. To convert Watts to BTU divide by 0.293



Casing Depth

Single Fin	Half Fin	Double Fin	Triple Fin
145mm	165mm	200mm	260mm

